


# Bluetooth Passive Infrared sensor



## SPECIFICATION

The BRI823-X-D-BLE-GE uses PIR motion detector architecture and passive infrared (PIR) technology for improved detection coverage for high bay applications.

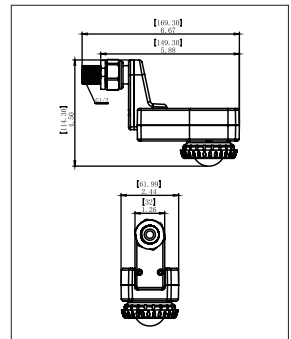



## OVERVIEW

- PIR sensor.
- Bluetooth® SIG mesh.
- High-End Trim, Zoning, Continuous Bi-level Dimming.
- LED Motion indicator.
- Mounting height up to 40 ft .
- 360° coverage pattern.
- Line Voltage connector.
- Technology Partner GEBC.

## FEATURES AND BENEFITS

- Bluetooth to 0-10V signal converter, Bluetooth® mesh network.
- Built-in 20mA 0-10V signal output.
- Mesh network, which has a much longer control distance, transmits received signals to neighboring devices.
- All devices on 0-10V line are broadcast controlled by mobile application.
- In typical outdoor environment, the typical range for wireless communication is 328ft(100m).
- Actual range is dependent on field installation.
- Available with magnetic reset(Touch the side part of sensor for 5 seconds) and remote reset (press "RESET"+" ON/OFF" buttons in sequence).
- On-board antenna.

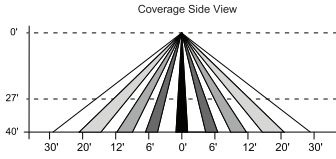


## TECHNICAL DATA

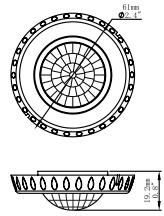
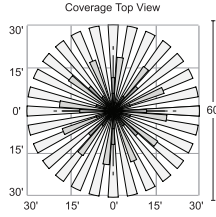
Motion Sensing	Passive IR
Input Power	120/277VAC 50/60Hz
Control Output	0-10V, max 25mA sinking current
Maximum load	Resistive/Halogen - 800W@120V/1200W@277V Fluorescent Ballast - 660W@120V/1200W@277V Electronic Ballast (LED/CFL) - 5A@120V/5A@277V
Len L3(High bay)	Max.detection radius 30ft; Max.mounting height 40ft
Len L4(Low bay)	Max.detection radius 30ft; Max.mounting height 25ft
Operating temperature	-40°C~+70°C
Wireless Standards	5.0 Bluetooth Mesh
Max Bluetooth Range	328ft(100m)
Warranty	5years

## SENSOR INFORMATION

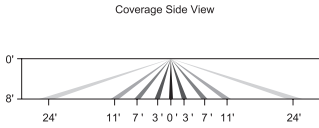
### L3



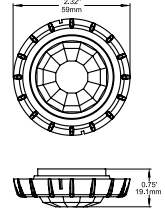
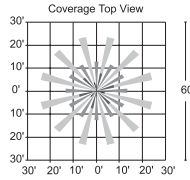
360° Coverage



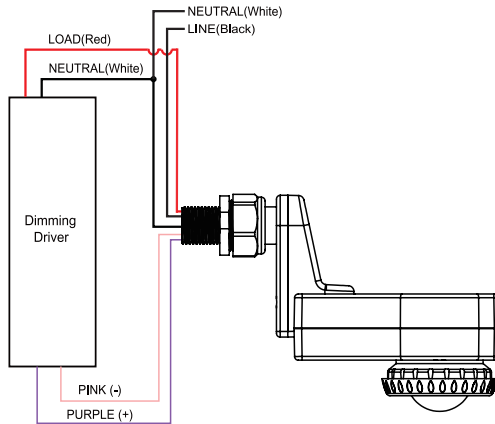
### L4



360° Coverage



## WIRE CONNECTION DIAGRAM



## ORDERING INFORMATION

BRI823-X-D-BLE-GE

Bluetooth Passive Infrared sensor