

Z10 Fixture-Integrated Bluetooth Microwave Sensor



GEBC
Bluetooth®



OVERVIEW

ANT-5-Z10-BLE-GE uses microwave motion detector architecture technology for improved detection coverage for high bay applications.

It utilizes a Bluetooth® Low Energy (BLE) mesh network. Dimming levels and schedules can be set through GEBC app.

FEATURES & SPECIFICATIONS

Construction

- ANT-5-Z10-BLE-GE provides multi-level wireless lighting control based on motion and daylight.
- Constructed of white/black PC.
- Microwave motion sensor can be configured as an occupancy or occupancy and daylight sensor.

Electrical

- ANT-5-Z10-BLE-GE utilizes a Bluetooth® Low Energy (BLE) mesh network. Dimming levels and schedules can be set through GEBC app.
- 360 degree microwave motion sensor can be configured as an occupancy sensor. Occupancy sensor turns lights on automatically when motion is detected and turns lights off automatically after the area is vacated.
- Programmable settings including time delay and brightness can be set through GEBC app.

- Features such as parameter profiles, manual dim control, and real-time feedback from the sensor can speed up configuration and provide custom user control.
- Max Bluetooth® range is 200ft(60m) line of sight and highly dependent on the integration of fixtures, surrounding environment. It is recommended to conduct testing for range accuracy.

- Input Voltage | Current Consumption: 12-24 VDC | 50 mA.

Installation

- Z10 design, low voltage connector, match with Z10 base ANT-5-Z10B.
- Microwave detection is 360° coverage pattern and is best suited for areas with a clear line of sight and good air circulation.

- Operating temperature range of -40°C to +70°C.
- Max mounting Height: 40ft(12m).
- Available with magnetic reset(Touch the top part of sensor for 5 seconds) and remote reset(press "RESET" + "ON/OFF" buttons in sequence).

Warranty

- 5 years warranty.

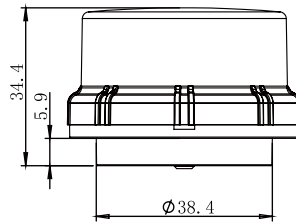
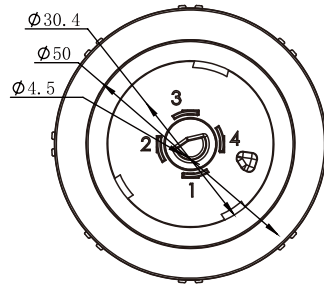
Listings

- FCC ID: 2AVMOGE01
- ETL
- DLC
- Bluetooth®
- Declaration ID: D062134

ORDERING GUIDE

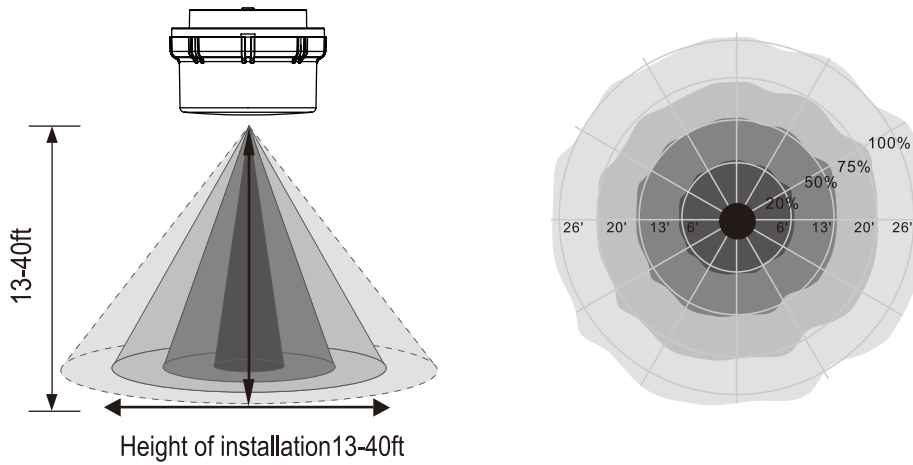
Description	Part Number
12-24V 0-10V Z10 Receptacle Bluetooth Microwave Sensor	ANT-5-Z10-BLE-GE
Z10 base for ANT-5-Z10-BLE-GE	ANT-5-Z10B

DIMENSIONS AND APPEARANCE



Unit:mm

SENSOR COVERAGE



WIRING DIAGRAM

- Port 1 : 12-24Vdc
- Port 2 : GND/DIM -
- Port 3 : DIM +
- Port 4 : NC

